

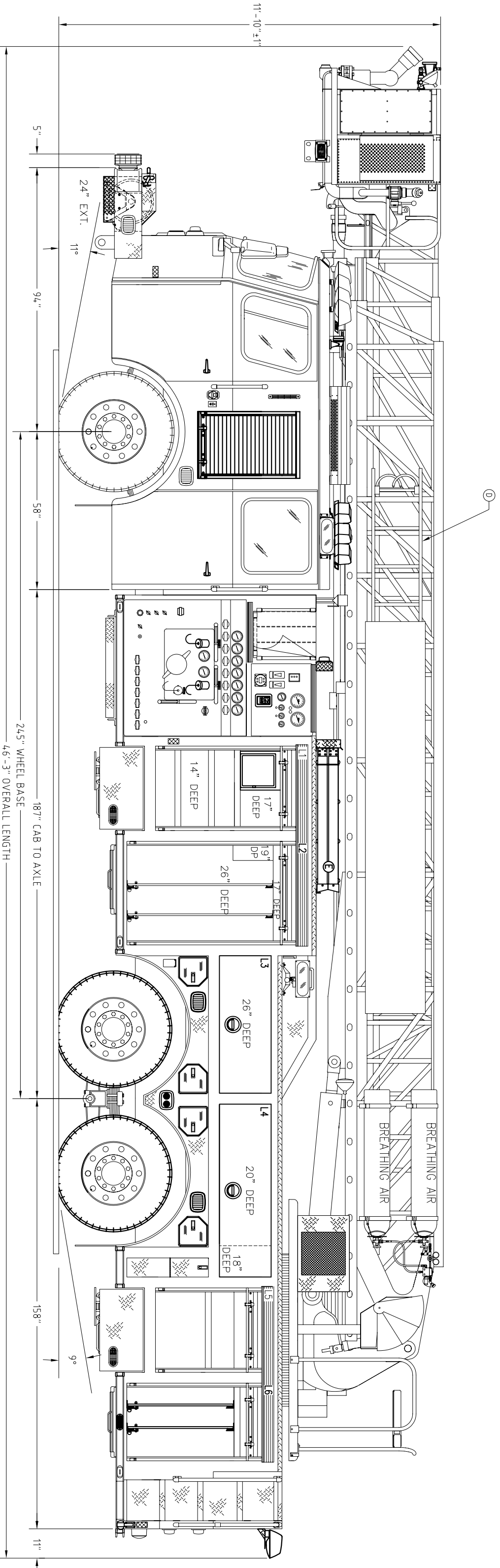
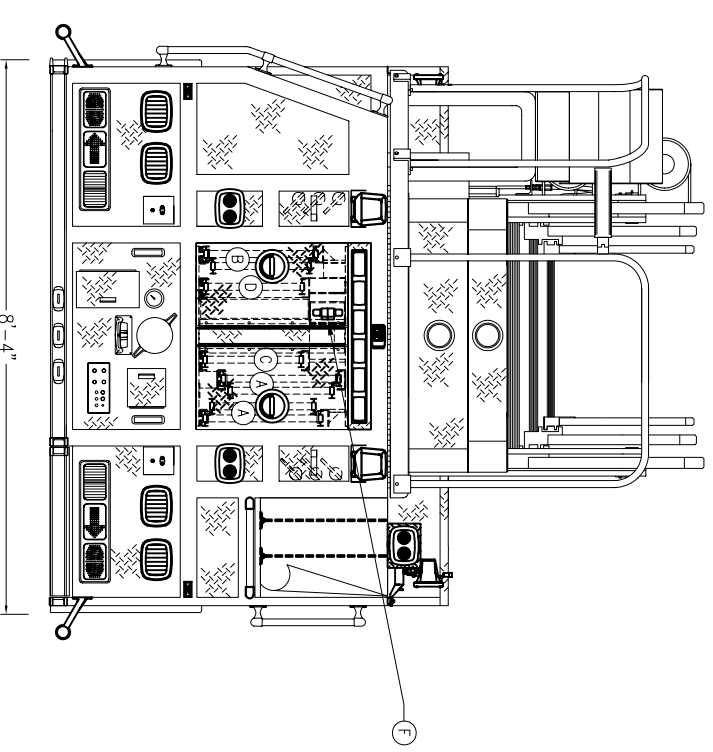


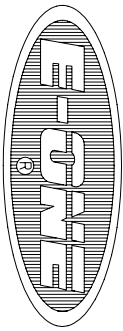
# 95-Platform

SO.000000

LS98 AERIAL BODY  
H712 CYCLONE II CHASSIS  
L396 95' PLATFORM

1500 GPM HALE OMAX PUMP 280 GALLON WATER TANK 20 GALLON INTEGRAL FOAM CELL			HOSE LOAD: 1000' OF 4.00" LDH	
COMP.	OPENING	INTERIOR DIMENSION		
L1/R1	29W	46H	31W 17H	17D 14D UPPER LOWER
L2/R2	36W	56H	38W	53H NOTED
L3	50W	19H	50W	19H 26D
L4	63W	19H	63W	19H NOTED
L5	29W	34H	31W 30W 29H	4H 14D 18D UPPER LOWER
L6	26W	44H	28W 4H	23D LOWER
R3	31W	19H	30W	19H 14D
R4	49W	30H	49W	30H 23D
GROUND LADDERS				
ITEM	LADDER LENGTH	MODEL NUMBER	QTY	
A	35' 2-SECT.	PEL-35	2	
B	24' 2-SECT.	PEL-24	1	
C	20' ROOF	PRL-20	1	
D	16' ROOF	PRL-16	2	
E	LITTLE GIANT	MODEL 17	1	
F	10' FOLDING	FL-10	1	





# 95-Platform

S0.000000

LS98 AERIAL BODY  
H712 CYCLONE II CHASSIS  
L396 95' PLATFORM

